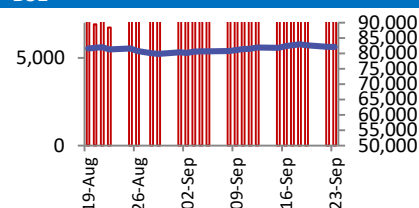
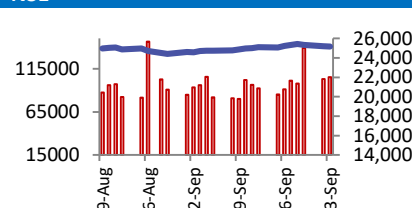


## BSE



Open	81574
High	81841
Low	81093
Close	81160
Change	-556
Volume (Lacs)	7189
Turnover (Rs.inCr)	9474

## NSE



Open	25035
High	25093
Low	24878
Close	24891
Change	-166
Volume(Lacs)	36959
Turnover(Rs.in Cr)	100236

World Markets	Current	Previous	Pt. Chg	Var(%)
Dow	45947	46121	(174)	-0.38%
Dow Futures	46304	46268	36	0.08%
Nasdaq	22385	22498	(113)	-0.50%
FTSE	9214	9250	(36)	-0.39%
Nikkei	45630	45755	(125)	-0.27%
Hang Seng	26283	26485	(201)	-0.76%
Gift Nifty	24897	24964	(67)	-0.27%
Straits Singapore	4287	4274	13	0.31%
South Korea	3399	3471	(73)	-2.09%
Taiwan	25525	26024	(499)	-1.92%
Shanghai	3844	3853	(9)	-0.25%

Commodity Prices	Current	Previous	Pt. Chg	Var(%)
Copper (\$/MT)	10260	10337	(77)	-0.7%
Alumin (\$/MT)	2659	2652	7	0.3%
Zinc (\$/MT)	2927	2938	(12)	-0.4%
Brent Crude (\$/bbl)	70	69	0	0.4%
Gold (\$/Ounce)	3739	3749	(10)	-0.3%
Silver (\$/Ounce)	45	45	(1)	-1.2%
Light Crude (\$/bbl)	65	65	0	0.5%
N G (\$/mmbtu)	3	3	0	1.1%
Sugar (\$/MT)	463	459	4	0.9%
Rubber (Rs./kg)	188	187	1	0.5%
Baltic Dry Index	2266	2240	26	1.2%

Currency Exchange Rate	Current	Previous	Var(%)
Rs./ \$ rate	88.67	88.70	-0.03%
Rs./ Euro	104.14	104.38	-0.22%
Rs./Chinese Yuan	12.43	12.43	0.02%
Yen / \$ rate	149.74	149.80	-0.04%
\$ US/Euro	1.17	1.17	0.09%

Dollar Index	Current	Previous	Var(%)
Dollar Index	98.39	98.55	-0.17%

Support/ Resistance Levels for Today		
	Nifty	Bank Nifty Fut
Support 1	24800	54900
Support 2	24740	54670
Resistance	24960	55370

Securities in Ban For Trade	
SAMMAANCAP	RBLBANK

## Market Review

**US:** US stocks extended declines on Thursday as the latest round of economic data failed to restart a rally and investors turned their focus to an inflation report that may shape Federal Reserve policy.

**Asia:** Asian stocks retreated at the open after strong US economic data and mixed signals from the Federal Reserve officials on rate cuts sparked worries about lofty valuations on Wall Street

**India:** India stocks were lower after the close on Thursday, as losses in the Real Estate, Power and Consumer Durables sectors led shares lower. **Market is expected to open on a flattish note and likely to witness range bound move during the day.**

**Global:** President Donald Trump on Thursday unleashed a fresh round of punishing tariffs on a broad range of imported goods, saying the U.S. will impose 100% duties on branded drugs and 25% tariffs on heavy-duty trucks, among other import tariffs, starting next week. Tariffs have been a feature of Trump's second term, with duties on trading partners ranging from 10% to 50% and other targeted tariffs on a wide variety of products, casting a shadow over the global economic outlook and paralyzing business decision-making.

China's commerce ministry initiated an anti-dumping investigation into pecans imported from the United States and Mexico on Thursday, signalling more global trade tensions and increased friction with the two nations. Beijing's move came as Mexico proposed to raise tariffs on goods across multiple sectors, including textiles, steel and automotive, from China and other countries, and as China and the U.S. eye further talks in a bid to ease their trade dispute.

**Commodities:** Oil prices edged up on Friday, on track to rise at their steepest rate since early June as Ukraine's attacks on Russia's energy infrastructure push Moscow to restrict fuel exports and close to cutting crude output.

Gold edged lower on Friday after stronger-than-expected U.S. economic data cast doubt on the Federal Reserve's rate cut outlook and lifted the dollar, while investors awaited U.S. inflation data due later in the day for further direction.

**Currency:** The dollar strengthened against major peers including the euro and yen on Thursday following U.S. economic data, which would likely restrain the future interest rate cuts by the Federal Reserve.

### FII Derivative Transactions (Rs. Cr)

Contracts	Purchase		Sell		Net	Open Interest (OI)		OI (Previous day)		Change	
	Contract	Value	Contract	Value		Contract	Value	Contract	Value	Contract	Value
Index Future	37162	6998	39749	7508	(510)	215034	40346	204659	38547	10375	1799
Index Option	5429754	1026140	5402234	1020583	5557	2060056	385853	1743170	328686	316886	57167
Stock Future	2180877	151575	2191281	151798	(223)	5688757	396058	5709001	400062	(20244)	(4004)
Stock Option	623742	44608	603484	43345	1263	442579	30483	438889	30643	3690	(160)
<b>Total</b>	<b>8271535</b>	<b>1229321</b>	<b>8236748</b>	<b>1223234</b>	<b>6087</b>	<b>8406426</b>	<b>852740</b>	<b>8095719</b>	<b>797938</b>	<b>310707</b>	<b>54802</b>

FII All Activity-BBG (Rs Cr)		Buy	Sell	Net
18-Sep-25		12415	11630	785
19-Sep-25		37583	36454	1128
22-Sep-25		10285	12256	(1972)
23-Sep-25		13368	16162	(2794)
24-Sep-25		12514	14382	(1868)
<b>Month to date- Sep</b>		<b>243267</b>	<b>247734</b>	<b>(4467)</b>
FII (Prov.) (Rs. Cr)		Buy	Sell	Net
19-Sep-25		37091	36700	391
22-Sep-25		9545	12455	(2910)
23-Sep-25		12222	15773	(3551)
24-Sep-25		11089	13515	(2426)
25-Sep-25		15080	20075	(4995)
<b>Month to date-Sep</b>		<b>231941</b>	<b>256396</b>	<b>(24455)</b>
DII (Prov.) (Rs. Cr)		Buy	Sell	Net
19-Sep-25		14840	12735	2105
22-Sep-25		12716	10133	2583
23-Sep-25		13526	10855	2671
24-Sep-25		12632	11421	1212
25-Sep-25		15516	10413	5103
<b>Month to date-Sep</b>		<b>251779</b>	<b>201886</b>	<b>49893</b>
FII Debt - BBG (Rs. Cr)		Buy	Sell	Net
18-Sep-25		3625	2252	1373
19-Sep-25		3093	1316	1777
22-Sep-25		2015	2516	(500)
23-Sep-25		3649	2366	1283
24-Sep-25		3422	5262	(1840)
<b>Month to date- Sep</b>		<b>49226</b>	<b>38133</b>	<b>11094</b>

Market Breadth	BSE		NSE	
	No.	%	No.	%
Advance	1474	34%	842	27%
Decline	2709	63%	2155	70%
Unchanged	147	3%	73	2%

Market Turnover	25-Sep	24-Sep	Var (%)
BSE Cash	9474	10191	-7%
NSE Cash	100236	94298	6%
NSE Futures	346180	149973	131%
NSE Options	13009098	12493209	4%
Total (Rs.Cr)	13464988	12747671	6%

Volatility Index	25-Sep	24-Sep
Volatility Index	10.78	10.52

Index PE - TTM	25-Sep	Yr. High	Yr. Low
Sensex	22.5	25.2	20.3
Nifty	21.9	24.4	19.6

### Corporate News

#### Exide Industries invests ₹80 crore in arm to fund Bengaluru lithium-ion cell plant

Battery maker Exide Industries Limited (EIL) said it has invested ₹80 crore in the equity share capital of its wholly-owned subsidiary, Exide Energy Solutions Limited (EESL), on a rights basis. With this infusion, the company's total investment in EESL stands at ₹3,882.23 Cr. (CNBC)

#### BHEL confirms DIPAM did not approve proposed JV with REC Power Development

State-owned Bharat Heavy Electricals Limited (BHEL) on Thursday said its board of directors has taken note of the Department of Investment and Public Asset Management's (DIPAM) decision not to approve the proposed joint venture with REC Power Development and Consultancy Ltd. (CNBC)

#### RITES bags \$18-million order from South Africa's Talis Logistics

RITES Ltd has received a letter of award on September 25 from Talis Logistics, South Africa, for the supply and commissioning of overhauled in-service specially designed locomotives. The contract, valued at \$18 million, will be executed within 6-8 months from the receipt of advance, RITES added. (ET)

### Economy

#### Prices of onions, pulses, cotton hit 3-year low

Prices of daily essentials such as onions, arhar, moong, and urad are trending at their lowest levels in three years, and that of yellow peas in six years. Also, soyabean and cotton prices have hit their lowest levels in two years. This comes amid a surge in imports of pulses and cooking oils, and lower onion exports, squeezing prices to multi-year lows, according to market experts. (ET)

#### Exporters to get 90% upfront refund only after GST law change

The decision to allow 90% upfront refund for exporters under the goods and services tax (GST) framework may take time to be operationalised as the proposed revamp of the refund mechanism would require a change in the law. (ET)

### International

#### Baidu eyes Australia, Southeast Asia for robotaxi expansion

Baidu is in talks with governments in Australia and parts of Southeast Asia to expand its Apollo Go robotaxi service, after reaching operational profitability on a per-vehicle basis in several Chinese cities. X'Halton Niu, general manager of Baidu's overseas intelligent driving business, the company also received 50 new trial licences in Dubai this week, doubling its United Arab Emirates fleet to about 100 cars. (Invst)

Top 5 Nifty Gainers	25-Sep	24-Sep	Var(%)
BEL	403	395	1.9%
HEROMOTOCO	5355	5277	1.5%
AXISBANK	1167	1159	0.7%
HINDALCO	746	741	0.6%
ONGC	240	239	0.5%
Top 5 Nifty Losers	25-Sep	24-Sep	Var(%)
TRENT	4743	4897	-3.2%
POWERGRID	284	293	-3.0%
TATAMOTORS	664	683	-2.7%
TCS	2957	3035	-2.6%
ASIANPAINT	2404	2457	-2.2%

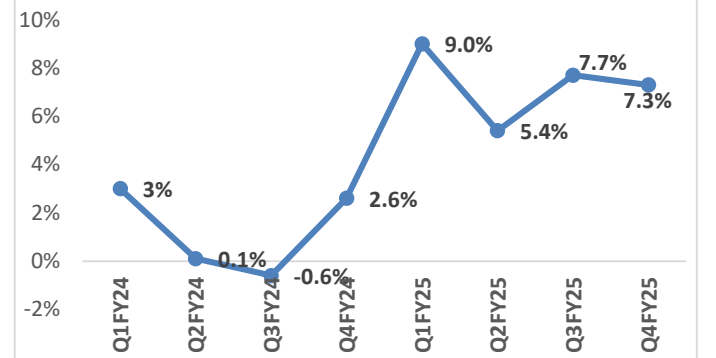
BSE Index Watch	Last	1 day	1 wk	1 mth	1 yr
SENSEX	81160	-0.7%	-2.2%	0.5%	-5.4%
MIDCAP	45641	-0.7%	-2.7%	0.7%	-7.5%
SMLCAP	53373	-0.7%	-2.1%	2.4%	-6.4%
AUTO	59820	-0.9%	-2.0%	5.4%	-3.4%
BANKEK	61966	-0.3%	-1.1%	2.1%	0.4%
Capital Goods	69582	-0.1%	-2.2%	5.6%	-5.4%
FMCG	20277	-0.6%	-2.6%	-1.7%	-15.4%
Health Care	43988	-0.7%	-2.5%	-0.2%	-0.3%
IT	34150	-1.1%	-5.3%	-3.4%	-19.9%
METAL	33396	0.2%	1.2%	8.5%	-1.5%
Oil & Gas	26648	-0.2%	0.0%	3.0%	-14.3%
Power	6794	-1.4%	0.2%	5.1%	-22.3%
Realty	6797	-1.7%	-4.7%	-2.3%	-23.1%

Margin Trading Disclosure (Rs. In Cr)	Last	1 day	1 wk	1 mth	3 mth
Op. Scripwise Outstanding	97555	1.4%	2.2%	6.1%	17.1%
Fresh Exposure	6872	-12.0%	2.8%	15.1%	-2.9%
Exposure liquidated	6207	-4.2%	-4.9%	24.0%	-4.8%
Closing Net scripwise outstanding	98220	0.7%	2.7%	5.7%	17.1%

NSE USD Futures	25-Sep	24-Sep	Var (%)
Sept Expiry (Rs./\$)	88.71	88.73	0.0%
Sept Expiry (Rs./\$)	89.20	89.20	0.0%
Total Turnover (Rs. Crore)	8474	6911	23%

Sectors	TTM PE
Auto	34.87
Auto Ancillary	44.74
Banking	14.33
Engineering	46.8
Cement	66.62
Diamonds & Jewellery	43.76
Housing Finance	23.82
Infrastructure & Const	27.3
Metals-Aluminium	29.35
Metal – Steel	18.4
Oil Expl.	7.47
Pharma	10.16
Power – Gen. Supp.	40.06
Information Tech.	30.56
Sugar	17.31
Telecom Serv. Prov.	38.75
Tyres	34.49

### Accenture YoY Growth Rate % (Source: NBRR)



10 year G-Sec Yield	Current	Previous	Change
US	4.17%	4.17%	0 bps
Japan	1.65%	1.65%	(0) bps
India	6.50%	6.49%	1 bps
UK	4.76%	4.67%	9 bps
Libor 3 Mths	4.85%	4.85%	(0) bps

Indian Eco Data	Current	Previous	Var(%)
Forex Reserve (US\$ in bn)	602	703	-14.4%
Inflation - WPI	0.52%	-0.58%	110 bps
Inflation - CPI	2.07%	1.61%	46 bps

India GDP	Q3FY25	Q2FY25	Var (%)
Growth	7.81%	7.38%	43 bps

Monetary Policy	Current	Previous	Change
Repo Rate	5.50%	5.50%	0 bps
Reverse Repo Rate	3.35%	3.35%	0 bps
CRR	3.00%	4.00%	(100) bps
O/S Banking System Liquidity (Rs bn)	-217	-411	194.5

IIP Growth %	Jul-25	Jul-24	Apr-July
IIP	3.5	5.0	2.4
Capital Goods	5.0	11.7	8.8
Mining	5.4	4.7	3.9
Manufacturing	0.6	7.9	-0.9
Electricity	-7.2	3.8	-4.1

### ADR Price Movement

Company	Price (US\$)	Volume	Previous Day Price	Volume	Variance (%)	No. of Share Per ADR	ADR Price (Rs.)	BSE Price	Variance (%)
Infosys Tech	16.54	17831301	17.03	17049604	-2.88%	1	1466.62	1484.80	-1.2%
Wipro	2.67	7069171	2.72	9195374	-1.84%	1	236.75	242.00	-2.2%
Dr.Reddy's	14.16	914271	14.44	861303	-1.94%	1	1255.58	1275.20	-1.5%
ICICI Bank	30.69	4585537	30.97	6671843	-0.90%	2	1360.66	1375.80	-1.1%
HDFC Bank	34.25	2494947	34.46	3918307	-0.61%	3	1012.33	949.85	6.6%

### GDR's (US\$)

	Prices	Prev. Close	Change	Var %
L&T	41.25	41.65	(0.4)	-1.0%
RIL	61.80	62.10	(0.3)	-0.5%
SBI	97.30	97.50	(0.2)	-0.2%

US Economy Data	Current	Previous
Inflation (%) (YoY)	2.90%	2.70%
Unemployment (%)	4.30%	4.20%

Interest Rate (%)	Current	Previous
Fed Rate	4.25%	4.50%

US GDP	Q2CY25	Q1CY25
Growth (QoQ Annualized)	3.80%	-0.60%

China Economy Data	Current	Previous
GDP	5.20%	5.40%
Inflation – CPI (%)	-0.40%	0.00%

### Economic Calendar

	Date
Indian GDP Data	28 Nov
Indian Inflation Data CPI	13 Oct
Indian Inflation Data WPI	14 Oct
Indian Monetary Policy	01 Oct
India's Industrial Production (IIP)	29 Sep
US Inflation Data	15 Oct
US GDP	To be announced
US Unemployment Data	03 Oct
US Fed Rate	29 Oct
China GDP	20 Oct
China Inflation Data	15 Oct



Event Update

Name	Date	Purpose
3I Infotech Ltd.	26/09/25	Right Issue of Equity Shares
Caspian Corporate Services Ltd.	26/09/25	Rs.0.05 per share(5%)Final Dividend
KKV Agro Powers Ltd.	26/09/25	Bonus
MOS Utility Ltd.	26/09/25	Bonus
PVV Infra Ltd.	26/09/25	Stock Split from Rs.10/- to Rs.5/-
RM Drip and Sprinklers System Ltd.	26/09/25	Stock Split from Rs.10/- to Re.1/-
West Leisure Resorts Ltd.	26/09/25	Rs.0.10 per share(1%)Final Dividend
Antriksh Service Technologies Ltd.	29/09/25	Reduction of Capital

## Bulk Deal As On 25/09/25

BSE					
Security Code	Security Name	Client Name	Deal	Quantity	Price
539528	AAYUSH	AVANCE VENTURES PRIVATE LIMITED	S	250000	77.81
539528	AAYUSH	MOONLIGHT MULTITRADE LLP	S	308851	76.17
544516	AIRFLOA	F3 ADVISORS PRIVATE LIMITED	S	130000	352.58
544516	AIRFLOA	RITU BAPNA	B	322000	353.11
512149	AVANCE	MULTIPLIER SHARE & STOCK ADVISORS PRIVATE LIMITED	S	10000000	2.68
544337	AVAX	HARINATHA REDDY GURRAM	S	8000	130.06
544337	AVAX	HARINATHA REDDY GURRAM	B	1000	139.95
544337	AVAX	SKI CAPITAL SERVICES LIMITED	S	1000	140
544337	AVAX	SKI CAPITAL SERVICES LIMITED	B	6000	136.28
543209	BILLWIN	KISHOREKUMAR NANAJI SONEKAR	B	27000	25.36
531364	EKANSH	AZURA PROJECTS PRIVATE LIMITED	S	295000	265
532092	EPUIJA	KHUSH CHETAN MERCHANT	S	580000	3.5
531502	ESARIND	ELAN VENTURES PRIVATE LIMITED	S	250000	12.18
531502	ESARIND	PRABHAT CAPITAL INVESTMENTS LIMITED	B	220000	12.18
543239	GMPL	INDIAN INFOTECH AND SOFTWARE LIMITED	B	77700	77.2
531360	GOLECHA	ALERT CONSULTANTS & CREDIT PRIVATE LIMITED	B	30000	35.07
531360	GOLECHA	BALLYGUNJ COMMERCIAL SERVICES PRIVATE LIMITED	S	84541	34.72
531360	GOLECHA	PUNIT GARG	B	30500	34.49
524238	GUJINJEC	JIGNESH SHIVLAL MAKASANA	S	92920	20.01
524238	GUJINJEC	MONAL NIRANJANBHAI JAIN	B	75000	20.01
505336	HARSHILAGR	NEO APEX SHARE BROKING SERVICES LLP	S	4570071	0.89
505336	HARSHILAGR	NEO APEX VENTURE LLP	S	11593941	0.9
505336	HARSHILAGR	NEO APEX VENTURE LLP	B	1593941	0.82
505336	HARSHILAGR	NIRAV DINESHBHAI CHAUDHARI	B	6787167	0.9
505336	HARSHILAGR	SHUBHAM ASHOKBHAI PATEL	B	20155180	0.89
501311	JAYBHCR	FARHANGMEHERWANVAKSHOOR	S	30000	18.08
501311	JAYBHCR	RUCHIRA GOYAL	B	34577	18.08
544524	JDCABLES	NEGEN UNDISCOVERED VALUE FUND	B	249600	160
544524	JDCABLES	NEO APEX VENTURE LLP	B	204000	152.01
544524	JDCABLES	NEXUS EQUITY GROWTH FUND SCH-1	B	208000	160
544524	JDCABLES	PACE STOCK BROKING SERVICES PVT LTD	B	300800	160
544524	JDCABLES	SMC GLOBAL SECURITIES LIMITED	B	148000	154.06
544524	JDCABLES	VIKASA INDIA EIF I FUND-INCUBE GLOBAL OPPORTUNITIES	B	120000	160
511131	KAMANWALA	GOVIND KUMAR HUF	B	100000	22.21
511131	KAMANWALA	PARESH KAPADIA	S	120000	22.22
512415	MERCTRD	GURVINDER SINGH	S	95753	10.34
512415	MERCTRD	GURVINDER SINGH	B	95753	10.03
512415	MERCTRD	MULTIPLIER SHARE & STOCK ADVISORS PRIVATE LIMITED	S	101259	10.21
512415	MERCTRD	PRAKASH KUMAR SHAW	S	101050	10.37
544313	NACDAC	BONANZA PORTFOLIO LIMITED	S	32000	54.01
544313	NACDAC	BONANZA PORTFOLIO LIMITED	B	68000	54.67
544313	NACDAC	DARSHAN TRADING COMPANY	S	104000	55.13
544510	NCML	PRABHAT FINANCIAL SERVICES LIMITED	S	163200	76.35
538874	NEXUSSURGL	LAXMAN SOPAN WAGHMODE	S	55555	16.07
540386	ONTIC	DAXABEN PRAVINBHAI SHAH	S	500000	1.57
540386	ONTIC	DEEPAL PRAVINBHAI SHAH HUF	S	1810030	1.64
540386	ONTIC	NISHIL SHAH	S	2252601	1.85
540386	ONTIC	NISHIL SHAH	B	582129	1.83
540386	ONTIC	NOBLE POLYMERS LIMITED NOBLE	S	319148	1.71
540386	ONTIC	NOBLE POLYMERS LIMITED NOBLE	B	500000	1.84
540386	ONTIC	SHARE INDIA SECURITIES LIMITED	S	1202859	1.85
540386	ONTIC	SHARE INDIA SECURITIES LIMITED	B	1302894	1.77
540386	ONTIC	SYED YOUNUS HUSSAIN	B	700001	1.83
543637	PACE	SHAIVAL D GANDHI	S	230400	22.74

531395	PADAMCO	HARDIK JAWAHARBHAI MEHTA	B	1800000	4.47
531395	PADAMCO	HIRJI PARBAT GADA	S	1800000	4.47
543798	PATRON	BHUMISHTH NARENDRABHAI PATEL	S	500000	8.52
543798	PATRON	BONANZA PORTFOLIO LIMITED	S	8000	9.91
543798	PATRON	BONANZA PORTFOLIO LIMITED	B	168000	9.3
543798	PATRON	HIRJI PARBAT GADA	B	872000	9.67
543798	PATRON	MAFIA TRENDS LIMITED	B	200000	9.91
543798	PATRON	NIRAJ RAJNIKANT SHAH	S	656000	9.91
543798	PATRON	NIRAJ RAJNIKANT SHAH	B	940000	9.67
543798	PATRON	PAYAL BHUMISHTH PATEL	S	500000	8.53
543798	PATRON	PRATIK CHANDER HEMDEV	S	160000	9.92
543798	PATRON	PRIYASHA MEVEN FINANCE LTD.	S	88000	9.66
543798	PATRON	PRIYASHA MEVEN FINANCE LTD.	B	116000	9.4
543798	PATRON	SHILPA SUNIL MAJITHIA	S	180000	9.11
543798	PATRON	SNEH HIRJI GADA	B	188000	9.77
536659	PVVINFRA	NORTHEAST BROKING SERVICES LIMITED	B	550000	8.55
544503	RACHIT	SHALEEN KHEMANI	B	28000	100.93
539495	RAJKOTINV	MONIKABEN PRATIKKUMAR VALAND	S	67148	40
539495	RAJKOTINV	POOJA BETALA	S	7476	41.23
539495	RAJKOTINV	VASANTKUMAR DHANJIBHAI SHAH	B	63838	40
530111	RAJPACK	GOPAL KRISHNAMURTHY P	S	27000	36.74
530253	RAJTUBE	USHA KISHIN GEHI	B	255000	39
544237	RAPID	SHERWOOD SECURITIES PVT LTD	S	35200	85.93
544237	RAPID	SHERWOOD SECURITIES PVT LTD	B	9600	85
519191	RGRL	MOUMITA PAKHIRA	S	570239	3.93
539584	SIPTL	HARPREET SINGH GREWAL	S	3366630	0.37
539584	SIPTL	HARPREET SINGH GREWAL	B	3366630	0.36
544035	SPL	SUJATHAA MEHTA	S	160000	41
531205	SPRIGHT	BHIKHIBEN PARMAR	S	8800000	1.24
531205	SPRIGHT	PATEL VIVEKKUMAR	S	7900000	1.24
530217	SWOJAS	DEALMONEY COMMODITIES PRIVATE LIMITED	B	418000	15.76
521005	TITANIN	NORTHEAST BROKING SERVICES LIMITED	B	3000000	2.28
500421	TPINDIA	BHARAT CHIMANLAL PAREKH	S	1000000	16
500421	TPINDIA	DASA VINAY SANDHYA LAKSHMI	B	296651	16
500421	TPINDIA	RADHIKA AJAY MARUDA	B	230000	16
511523	VEERHEALTH	DEVAL NILAY SHAH	S	100000	18.08
511523	VEERHEALTH	RISHABH FINTRADE LIMITED	B	100000	18.08
506122	VOLKAI	PUKHARAJ	B	9000	52.5
524661	WELCURE	AVINASH GOVINDBHAI PARMAR	S	1086000	6.37
503641	ZODIACVEN	NIRAJ RAJNIKANT SHAH	S	421909	3.82
500780	ZUARIIND	IRAGE BROKING SERVICES LLP	S	131899	402.17
500780	ZUARIIND	IRAGE BROKING SERVICES LLP	B	165403	400.34

NSE

Security Code	Security Name	Client Name	Deal	Quantity	Price
AWFIS	Awfis Space Solutions Ltd	QRG INVESTMENTS AND HOLDINGS LIMITED	SELL	367408	591.17
DEVX	Dev Accelerator Limited	AMIT RANCHHODLAL CHOKSHI	BUY	750000	56.03
EIMCOELECO	Eimco Elecon (India) Ltd.	AAGAM INVESTMENTS	SELL	54000	1802.28
EIMCOELECO	Eimco Elecon (India) Ltd.	CAPRI GLOBAL HOLDINGS PRIVATE LIMITED	BUY	45000	1795.69
FORCAS	Forcas Studio Limited	KADAYAM RAMANATHAN BHARAT	SELL	200000	104.18
FORCAS	Forcas Studio Limited	VARSHA RAJIV AGARWAL	BUY	193600	104.15
GLOBE	Globe Textiles (I) Ltd.	BHAVIK SURYAKANT PARIKH	BUY	2400000	2.24
GRMOVER	GRM Overseas Limited	GARG ATUL	SELL	1000000	357
GRMOVER	GRM Overseas Limited	GARG ATUL	SELL	1000000	357
GRMOVER	GRM Overseas Limited	MAMTA GARG	SELL	625000	357
GRMOVER	GRM Overseas Limited	MAMTA GARG	SELL	625000	357
GRMOVER	GRM Overseas Limited	NIKHIL VORA	BUY	310000	357
GRMOVER	GRM Overseas Limited	NIKHIL VORA	BUY	310000	357
GRMOVER	GRM Overseas Limited	R G FAMILY TRUST	BUY	625000	357
GRMOVER	GRM Overseas Limited	R G FAMILY TRUST	BUY	625000	357
GRMOVER	GRM Overseas Limited	SINGULARITY EQUITY FUND I	BUY	690000	357
GRMOVER	GRM Overseas Limited	SINGULARITY EQUITY FUND I	BUY	690000	357
JYOTIGLOBL	Jyoti Global Plast Ltd	MANGAL KESHAV CAPITAL LIMITED	BUY	200000	62.6
JYOTIGLOBL	Jyoti Global Plast Ltd	VIKASA INDIA EIF I FUND	SELL	100000	59.46
MCL	Madhav Copper Limited	TRUPTI SURESHBHAI KUKADIA	SELL	143203	54.98
OSIAHYPER	Osia Hyper Retail Ltd	MANSI SHARE AND STOCK BROKING PRIVATE LIMITED	BUY	1210010	26.75
OSIAHYPER	Osia Hyper Retail Ltd	MULTIPLIER SHARE & STOCK ADVISORS PRIVATE LIMITED	SELL	1497005	26.8
PARAMOUNT	Paramount Dye Tec Limited	INDIAN INFOTECH AND SOFTWARE LIMITED	BUY	34800	53
POLYCAB	Polycab India Limited	AJAY JAISINGHANI	SELL	469518	7458
POLYCAB	Polycab India Limited	ANIL HARIRAM HARIANI	SELL	113661	7458
POLYCAB	Polycab India Limited	ASK ABSOLUTE RETURN FUND	BUY	13424	7458
POLYCAB	Polycab India Limited	BHARAT JAISINGHANI	SELL	113661	7458
POLYCAB	Polycab India Limited	GHISALLO MASTER FUND LP	BUY	59506	7458
POLYCAB	Polycab India Limited	GIRDHARI THAKURDAS JAISINGHANI	SELL	469518	7458
POLYCAB	Polycab India Limited	HDFC STANDARD LIFE INSURANCE CO LTD	BUY	130000	7458
POLYCAB	Polycab India Limited	INDER THAKURDAS JAISINGHANI	SELL	583182	7458
POLYCAB	Polycab India Limited	J P MORGAN FUND ICVC	BUY	1484437	7458
POLYCAB	Polycab India Limited	J P MORGAN FUND ICVC	BUY	1484437	7458
POLYCAB	Polycab India Limited	KOTAK MAHINDRA LIFE INSURANCE COMPANY LIMITED	BUY	248	7458
POLYCAB	Polycab India Limited	KOTAK MAHINDRA LIFE INSURANCE COMPANY LIMITED	BUY	32257	7458
POLYCAB	Polycab India Limited	KOTAK MAHINDRA LIFE INSURANCE COMPANY LIMITED	BUY	26941	7458
POLYCAB	Polycab India Limited	KOTAK MAHINDRA LIFE INSURANCE COMPANY LIMITED	BUY	25836	7458
POLYCAB	Polycab India Limited	KOTAK MAHINDRA LIFE INSURANCE COMPANY LIMITED	BUY	10249	7458
POLYCAB	Polycab India Limited	KOTAK MAHINDRA LIFE INSURANCE COMPANY LIMITED	BUY	16	7458
POLYCAB	Polycab India Limited	KOTAK MAHINDRA LIFE INSURANCE COMPANY LIMITED	BUY	212	7458
POLYCAB	Polycab India Limited	KOTAK MAHINDRA LIFE INSURANCE COMPANY LIMITED	BUY	232	7458
POLYCAB	Polycab India Limited	KOTAK MAHINDRA LIFE INSURANCE COMPANY LIMITED	BUY	252	7458
POLYCAB	Polycab India Limited	KOTAK MAHINDRA LIFE INSURANCE COMPANY LIMITED	BUY	316	7458
POLYCAB	Polycab India Limited	KOTAK MAHINDRA LIFE INSURANCE COMPANY LIMITED	BUY	395	7458
POLYCAB	Polycab India Limited	KOTAK MAHINDRA LIFE INSURANCE COMPANY LIMITED	BUY	533	7458
POLYCAB	Polycab India Limited	KOTAK MAHINDRA LIFE INSURANCE COMPANY LIMITED	BUY	645	7458
POLYCAB	Polycab India Limited	KOTAK MAHINDRA LIFE INSURANCE COMPANY LIMITED	BUY	1198	7458
POLYCAB	Polycab India Limited	KOTAK MAHINDRA LIFE INSURANCE COMPANY LIMITED	BUY	1233	7458
POLYCAB	Polycab India Limited	MORGAN STANLEY ASIA SINGAPORE PTE	BUY	293333	7458
POLYCAB	Polycab India Limited	MORGAN STANLEY ASIA SINGAPORE PTE	BUY	71408	7458
POLYCAB	Polycab India Limited	NIKHIL RAMESH JAISINGHANI	SELL	136393	7458
POLYCAB	Polycab India Limited	RAMESH THAKURDAS JAISINGHANI	SELL	446785	7458
POLYCAB	Polycab India Limited	SOCIETE GENERALE	BUY	83309	7458
POLYCAB	Polycab India Limited	TATA EQUITY PLUS ABSOLUTE RETURNS FUND	BUY	13429	7458
POLYCAB	Polycab India Limited	VIRIDIAN ASIA OPPORTUNITIES MASTER FUND	BUY	83309	7458



SANGINITA	Sanginita Chemicals Lim	SANGINITA INDUSTRIES LLP	SELL	200000	10.05
SANGINITA	Sanginita Chemicals Lim	YASH ENTERPRISES	BUY	205000	10.05
SIKKO	Sikko Industries Limited	HARSHA RAJESHBHAI JHAVERI	SELL	125000	69.85
TECHD	TechD Cybersecurity Lt	SUDH INVESTMENTS PVT. LTD	BUY	47400	445.65
URAVIDEF	URAVI DEFENCE & TECH	MINERVA VENTURES FUND	BUY	150000	245.7
URAVIDEF	URAVI DEFENCE & TECH	VINEY CORPORATION LIMITED	SELL	235559	245.72
VAISHALI	Vaishali Pharma Limited	SHAH NISHANT	BUY	559148	12.05
VIAZ	Viaz Tyres Limited	ABHISHEK PRAKASHCHAND CHHAJED	SELL	118000	85.05
VIAZ	Viaz Tyres Limited	RELIGO CAPITAL ADVISORS PRIVATE LIMITED	BUY	122000	85.05
VINCOFE	Vintage Coffee N Bvrgs	NECTA BLOOM VCC - NECTA BLOOM ONE	SELL	1050000	152.67

#### Disclosure:

Research Reports that are published by Nirmal Bang Securities Private Limited (hereinafter referred to as "NBSPL") are for private circulation only. NBSPL is a registered Research Analyst under SEBI (Research Analyst) Regulations, 2014 having Registration no. INH000001766. NBSPL is also a registered Stock Broker with National Stock Exchange of India Limited, BSE Limited, Metropolitan Stock Exchange of India Limited, Multi Commodity Exchange of India Limited and , National Commodity and Derivative Exchange Limited in Capital Market , Equity and Commodities derivatives segments and Currency Derivatives Segment .

NBSPL has other business divisions with independent research teams separated by Chinese walls, and therefore may, at times, have different or contrary views on stocks and markets.

NBSPL or its associates have not been debarred / suspended by SEBI or any other regulatory authority for accessing / dealing in securities Market since last 20 years. NBSPL, its associates or analyst or his relatives do not hold any financial interest (Except Investment) in the subject company. NBSPL or its associates or Analyst do not have any conflict or material conflict of interest at the time of publication of the research report with the subject company. NBSPL or its associates or Analyst or his relatives may or may not hold beneficial ownership of 1% or more in the subject company at the end of the month immediately preceding the date of publication of this research report.

NBSPL or its associates / analyst has not received any compensation / managed or co-managed public offering of securities of the company covered by Analyst during the past twelve months. NBSPL or its associates have not received any compensation or other benefits from the company covered by Analyst or third party in connection with the research report. Analyst has not served as an officer, director or employee of Subject Company. NBSPL / analyst has not been engaged in market making activity of the subject company.

**Analyst Certification:** The research analysts and authors of these reports, hereby certify that the views expressed in this research report accurately reflects my/our personal views about the subject securities, issuers, products, sectors or industries. It is also certified that no part of the compensation of the analyst(s) was, is, or will be directly or indirectly related to the inclusion of specific recommendations or views in this research. The analyst(s) principally responsible for the preparation of this research report and has taken reasonable care to achieve and maintain independence and objectivity in making any recommendations.

**Disclaimer:**

The Research Report is for the personal information of the authorized recipient and does not construe to be any investment, legal or taxation advice. NBSPL is not soliciting any action based upon it. Nothing in the research report shall be construed as a solicitation to buy or sell any security or product, or to engage in or refrain from engaging in any such transaction. In preparing the research report, we did not take into account the investment objectives, financial situation and particular needs of the reader.

The research report has been prepared for the general use of the clients of NBSPL and must not be copied, either in whole or in part, or distributed or redistributed to any other person in any form. If you are not the intended recipient you must not use or disclose the information in the research report in any way. Though disseminated to all the customers simultaneously, not all customers may receive the research report at the same time. NBSPL will not treat recipients as customers by virtue of their receiving the research report. The research report is not directed or intended for distribution to or use by any person or entity resident in a state, country or any jurisdiction, where such distribution, publication, availability or use would be contrary to law, regulation or which would subject NBSPL & its group companies to registration or licensing requirements within such jurisdictions.

The report is based on the information obtained from sources believed to be reliable, but we do not make any representation or warranty that it is accurate, complete or up-to-date and it should not be relied upon as such. We accept no obligation to correct or update the information or opinions in it. NBSPL or any of its affiliates or employees shall not be in any way responsible for any loss or damage that may arise to any person from any inadvertent error in the information contained in the research report. NBSPL or any of its affiliates or employees do not provide, at any time, any express or implied warranty of any kind, regarding any matter pertaining to this report, including without limitation the implied warranties of merchantability, fitness for a particular purpose, and non-infringement. The recipients of the research report should rely on their own investigations.

This information is subject to change without any prior notice. NBSPL reserves its absolute discretion and right to make or refrain from making modifications and alterations to this statement from time to time. Nevertheless, NBSPL is committed to providing independent and transparent recommendations to its clients, and would be happy to provide information in response to specific client queries.

Before making an investment decision on the basis of research report, the reader needs to consider, with or without the assistance of an adviser, whether the advice is appropriate in light of their particular investment needs, objectives and financial circumstances. There are risks involved in securities trading. The price of securities can and does fluctuate, and an individual security may even become valueless. International investors are reminded of the additional risks inherent in international investments, such as currency fluctuations and international stock market or economic conditions, which may adversely affect the value of the investment. Opinions expressed are subject to change without any notice. Neither the company nor the director or the employees of NBSPL accept any liability whatsoever for any direct, indirect, consequential or other loss arising from any use of the research report and/or further communication in relation to the research report. Here it may be noted that neither NBSPL, nor its directors, employees, agents or representatives shall be liable for any damages whether direct or indirect, incidental, special or consequential including lost revenue or lost profit that may arise from or in connection with the use of the information contained in the research report.

Copyright of this document vests exclusively with NBSPL.

Our reports are also available on our website

Registration granted by SEBI and certification from NISM in no way guarantee performance of NBSPL or provide any assurance of returns to investors.

**Nirmal Bang Research (Division of Nirmal Bang Securities Pvt. Ltd.)**

B-2, 301/302, Marathon Innova,  
Opp. Peninsula Corporate Park  
Off. Ganpatrao Kadam Marg  
Lower Parel(W), Mumbai-400013  
Board No. : 91 22 6723 8000/8001  
Fax. : 022 6723 8010